


# Media registration

Members of the media may receive complimentary registration to APIC 2016.

*Note: Registrations will be considered pending until confirmed by APIC Communications staff.*



When registering, please select the **Non-Member option**.

The screenshot shows the APIC 2016 registration site. At the top left is the APIC 2016 logo with the text "June 11-13 · Charlotte, NC". Below the logo is a note: "NOTE: Please do not use the 'BACK' button on your browser." A blue banner contains a welcome message: "Welcome to the APIC 2016 43rd Annual Conference 2016 Registration Site. If you have not yet registered for this year's event, please begin your registration in the 'New Registration' section below. If you have already registered and would like to review or update your registration information, please enter the E-mail Address and ConnectME Dashboard Password you registered with in the 'Already Registered?' section below. Thank you for your interest in this event." There are two main sections: "New Registration" and "Already Registered?". The "New Registration" section has a "Membership Type" dropdown with two options: "Register as Non-Member" (which is circled in red) and "Register as an APIC Member". A "Continue" button is at the bottom. The "Already Registered?" section lists options to "Review/Update your Record" and "View your Badge". It asks for an "E-mail Address" and "Password" with input fields and icons for user and password. A "Log In" button is at the bottom, along with a link "Can't access your account?".

The screenshot shows the registration form. It starts with the "New Registration" header and a note: "Fields with a \* are required to continue." The "Membership Type" dropdown is set to "Register as Non-Member". Below are several input fields, each with a red asterisk indicating it is required: "First Name", "Last Name", "Company/Employer", "Zip Code", and "E-mail Address". There are also fields for "NPI Member ID (Physicians Only)" and "IPAC Member ID". At the bottom, there is a "Registration Code" field with the value "PRE16" entered. Below this field is the text "(Not Required) What's this?". A "Continue" button is at the bottom right.

Registration Code is **PRE16**.

On the personal information page, please fill out your media outlet and title.

Fields with a \* are required to continue. Please note that changing any defaulted information will result in your application automatically going into a pending status.

Nickname for Badge

First Name  \*

Middle Initial

Last Name  \*

**Media Outlet  \***

**Title  \***

Credentials

Company/Employer Name  \*

Preferred Mailing Address  Home  Work

Address  \*

Address 2

Country  \*

Zip/Postal Code  \*


City  \*

State  \*

Phone Number   \*

Fax Number

Additionally, please enter your publication's circulation/readership.

  
**APIC 2016**  
June 11-13 - Charlotte, NC

NOTE: Please do not use the 'BACK' button on your browser.

**Demographic Information**


Fields with a \* are required to continue.

What is your publication's circulation/readership? \*

Please check here if you do not wish to receive emailed invitations from APIC Exhibitors for satellite educational symposia, special events, and focus groups.

About  Follow Us      Support  Countdown to the APIC 43<sup>RD</sup> ANNUAL CONFERENCE 183 days until the event! © CompuSystems, Inc.

Finally, complete your registration.

  
**APIC 2016**  
June 11-13 - Charlotte, NC

NOTE: Please do not use the 'BACK' button on your browser.

**Registration Category**

**Press**

- Press

Note: your press registration is pending until final approval is given by the communications department.

**Press Fees**

Advance Registration (by 4/4)	Regular Registration (4/5 and after)
\$0	\$0

About  Follow Us      Support  Countdown to the APIC 43<sup>RD</sup> ANNUAL CONFERENCE 183 days until the event! © CompuSystems, Inc.